

# Combining Sentences

## Note

Sentences can also be combined to make them more interesting. Key words can help put two sentences together. For example:

I will plan my garden. I am waiting for spring.

I will plan my garden **while** I am waiting for spring.

Combine the two sentences using the given key word. Write a new sentence.

## Great Gardening Tips



1. Fill a cup with water. Add some flower seeds.



2. This will soften the seeds. They are hard.



3. Fill a cup with dirt. The seeds soak in water.




4. Bury the seeds in the cup. The dirt covers them.



5. Add water to the plant. Do not add too much.



6. Set the cup in the sun. The plant will grow.



## To parents

Read through the sentences with your child. Ensure she understands why each connector is used.

Date: \_\_\_\_\_

## Combining Sentences

### Note

Sentences can be combined to make them more interesting.

Write a combined sentence of your own. Use the given key word to help you.  
The first one has been done for you.

### Growing Sentences

1. while: I watch TV while my mom makes lunch.
2. until: \_\_\_\_\_  
\_\_\_\_\_
3. because: \_\_\_\_\_  
\_\_\_\_\_
4. but: \_\_\_\_\_  
\_\_\_\_\_
5. or: \_\_\_\_\_  
\_\_\_\_\_
6. and: \_\_\_\_\_  
\_\_\_\_\_

### To parents

On another piece of paper, ask your child to write a combined sentence using one of the key words: 'after', 'before' or 'during'.

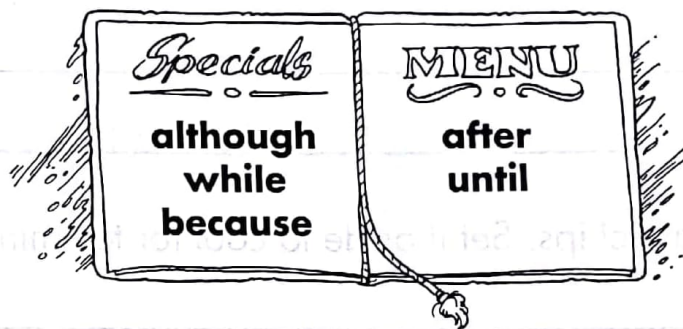
## Combining Sentences with Conjunctions

### Note

Two sentences can be combined to make one sentence by using the words *although*, *after*, *because*, *until* and *while*.

Choose a word from the menu to combine the two sentences into one sentence.

### Let's Eat Out!



1. We are eating out tonight. Mom worked late.  
\_\_\_\_\_
2. We are going to Joe's Fish Shack. I do not like fish.  
\_\_\_\_\_
3. Dad said I can play outside. It's time to leave.  
\_\_\_\_\_
4. We can play video games. We are waiting for our food.  
\_\_\_\_\_
5. We may stop by Ida's Ice Cream Shop. We leave the restaurant.  
\_\_\_\_\_

### To parents


Read the back of a cereal box. Ask your child to find two sentences that could be combined.



# Combining Sentences with Conjunctions

Read the recipe. Combine steps in the instructions using *although*, *after*, *because*, *until* and *while*.

## Homemade ChocoNuts Recipe!



1. Cook sugar and water in a saucepan. The sugar has melted.  
\_\_\_\_\_  
\_\_\_\_\_
2. Stir in the chocolate chips. Set it aside to cool for ten minutes.  
\_\_\_\_\_  
\_\_\_\_\_
3. The chocolate mixture is cooling. Pour the nuts into the mixture.  
\_\_\_\_\_  
\_\_\_\_\_
4. Place the mixture into the refrigerator. That will harden it quickly.  
\_\_\_\_\_  
\_\_\_\_\_
5. This recipe uses nuts. You can use dried fruits instead.  
\_\_\_\_\_  
\_\_\_\_\_

### To parents

Look up a simple recipe. Ask your child to use suitable words to combine steps in the recipe.